



# NEW PEUGEOT 3008

PRICES, EQUIPMENT AND TECHNICAL SPECIFICATIONS

Version 1.2 - December 2020

E0 Model Year

**HYBRID** **HYBRID 4**



**PEUGEOT**

**NEW PEUGEOT 3008 models come with the following equipment as standard:**

**Safety and Security**

- ABS (Anti-lock Braking System) with REF (Electronic Braking Distribution) and AFU (Emergency Braking Assistance)
- Airbags
  - Adaptive driver and front passenger airbags (includes passenger airbag deactivation function)
  - Driver and front passenger side airbags
  - Front and rear curtain airbags
- Alarm (perimetric, volumetric & anti lift)
- Automatic door locking when moving off
- Automatic hazard light activation upon heavy brake application
- Cruise control and Speed Limiter with intelligent speed adaption
- DAA1 (Driving timer alert system)
- DSC (Dynamic Stability Control) and ASR (Electronic Anti-skid System)
- Electric child locking functionality on rear windows and doors
- Electronic code immobiliser
- Extended traffic sign recognition
- Exterior temperature indicator with ice warning
- Front optimised safety headrests and rear retractable headrests (x3), height-adjustable.
- Front three-point retractable seatbelts, height-adjustable, with pre-tensioners and force limiters
- Front ventilated disc brakes, rear disc brakes
- Gear Shift Indicator
- Headlights left on audible warning
- Horn - single tone
- Isofix child seat fittings (x3) in the front passenger and outer rear seats
- Lane departure warning
- PEUGEOT Connect SOS & Assistance
- Puncture Repair Kit including compressor, sealant cartridge and towing eye
- Rear three-point retractable seatbelts (x3), with pre-tensioners and force limiters in the outer rear seats
- Safety Pack
  - Advanced emergency braking system (V-AEB with video camera)
  - Front collision warning
- Seatbelt not fastened audible and visual alert for front seats
- Seatbelt unfastened on the move audible and visual alert for front and rear seats
- Speed limit recognition and recommendation
- Visibility Pack
  - Automatic lights
  - Automatic wipers

**Comfort and Convenience**

- Automatic and dual-zone diffusion air-conditioning system
- Central front armrest with butterfly-wing opening, Tramontane double stitching and illuminated storage compartment
- Electric and heated door mirrors
- Electric parking brake (includes hill assist)
- Electric power steering with reach and rake-adjustable steering column
- Front central console with two cup-holders
- Front interior light with reading spotlights (x2) and rear interior light with reading spotlights (x2) with timer
- Front windscreen wiper with "Magic Wash" cleaning system
- Grab handles (x4), retractable with damping
- Hands free start system (keyless start)
- Heated rear windscreen with integrated antenna
- Illuminated glove box
- Map pockets on front seat backs
- Mechanical height-adjustable front seats
- Multifunction trip computer
- PEUGEOT i-Cockpit®:
  - Configurable 12.3" head-up digital instrument panel
  - 8.0" capacitive touchscreen
  - Compact multi-function leather steering wheel
- One-touch electric front and rear windows with pinch protection
- Rear Parking Aid
- Rear centre console ventilation system
- Rear coat hooks (x2)
- Rear windscreen wiper triggered automatically in reverse gear
- Remote central locking (two remotes)
- Tinted rear side windows and tailgate window
- Two-position boot floor - unavailable on HYBRID versions

**In Car Entertainment**

- Bi-Tuner radio including DAB
- Bluetooth® telephone facility
- USB socket
- 6-speaker radio, MP3 compatible
- 12V sockets (x3) (dashboard, rear cabin and load area)

**Exterior Features**

- 17" Chicago Alloy Wheels
- Body-colour exterior door handles
- Body-colour rear spoiler with stainless steel edging trim
- Body protectors (wheel arches + protection at bottom of doors) in black
- Chrome rear bumper fascia
- Chrome frameless 'Classic' grille
- Door mirror shells: body colour
- Front wing trim: chrome
- Gloss black B and C pillar and aerodynamic deflector trim
- Gloss black strip rear cluster connecting strip
- Gloss black front bumper air scoops
- Metallic Paint - Celebes Blue
- Roof - body colour
- Side window trim: black rubber
- Stainless steel roof arch trim

**Exterior Lighting and Visibility**

- Eco LED headlights
- 'Saber style' LED Daytime running lights with integrated LED indicators
- LED side indicator lights integrated into door mirrors
- LED rear number plate lighting
- LED rear lights including reversing lights, scrolling indicators and PEUGEOT '3 Claw Effect' light signature (with daylight function)

**Interior Features**

- Blue ambient lighting for central connecting zone
- 'Brumeo' fabric trimmed door armrests
- Dashboard, front and rear door panels finish - carbon effect
- Flocked glove box interior
- Fabric Trim 'Mistral 'Meco' with 'Goa' stitching
- Roof lining - light grey
- Satin chrome dashboard trim
- Satin chrome digital instrument panel trim
- Satin chrome interior door handles
- Satin chrome 'Scorpion's Tail' and toggle switch trim



New 3008 - 'Classic' Grille in Chrome



New 3008 GT/GT PREMIUM - 'Dynamic' Grille in Chrome



New 3008 GT PREMIUM with 'Black Pack' - 'Dynamic' Grille in Satin Black



New 3008 GT PREMIUM in Ultimate Red with optional 'Black Pack'



## ACTIVE PREMIUM

Standard Specification +

### Comfort and Convenience

- Parking sensors - front
- 180° Colour Reversing Camera
- Electric folding Door Mirrors with exterior courtesy LED floor lighting

### In Car Entertainment

- Mirror Screen®:
  - Apple CarPlay™
  - Android Auto

### Interior Features

- Rear bench seat with central armrest and ski hatch
- Individual left and right controls located in boot for rear seat folding



New 3008 Active Premium i-Cockpit with 8.0" Touchscreen, 12.3" Digital Display & EAT8 Automatic Transmission



New 3008 Active Premium - Mistral 'Meco' cloth seat trim





**ALLURE**  
Active Premium Specification +

HYBRID HYBRID 4

**Safety and Security**

- Safety Plus Pack
  - Lane Keeping Assist with road edge (LKA road edge)
  - Driver Attention Alert level 3 (DAA3)
  - High Beam Assist (HBA)
  - Active Blind Spot Detection (ABSD)
- Advanced Emergency Braking System (AEBS3 with video camera + radar) (HYBRID versions only)
- Two Tone Horn
- 3.7kW monophase on board charger and a Mode 3 Type 2 cable for wallbox charging (HYBRID versions only)

**Comfort and Convenience**

- Dark tinted rear side and tailgate windows
- Door mirrors with blind spot detection indicator and auto dipping function in reverse gear

**Interior Features**

- Framless Electrochrome Rear View Mirror (HYBRID only)
- LED interior lighting
- Front ambient lighting
- Illuminated sun visor vanity mirrors
- Seating
  - Height adjustable driver and front passenger seat
  - Half Leather effect trim with Mistral 'Colyn' cloth seat trim and

**In Car Entertainment**

- 10" High Definition Capacitive Touchscreen
- Connected 3D Navigation\*
  - Automatic connection via PEUGEOT Connect
  - TomTom® Live updates (3 year subscription)^
  - SpeedCam / Danger Zones (3 year subscription)^
- Voice recognition (radio, navigation and telephony features)

**Exterior Features**

- 18" 'Detroit' Storm Grey alloy wheels
- Front and rear door and sill protectors with polished stainless steel insert
- 'HYBRID' emblems on front wings and tailgate - (HYBRID versions only)

\*Additional terms and conditions apply to Connected Services, including customer acceptance of location sharing prior to activation.

^Subject to subscription - after you have taken delivery of your vehicle, please subscribe on: <https://services-store.peugeot.co.uk/>

**ALLURE PREMIUM**  
Allure Specification +

HYBRID HYBRID 4

**Comfort and Convenience**

- PEUGEOT Open & Go (keyless entry & push button start)

**Interior Features**

- Blue ambient lighting to front door panels and cupholders
- Footwell lighting
- Dashboard, front and rear door panel finish: 'Brumeo' fabric
- Satin chrome front door panel recess trim
- Seating
  - Foldable front passenger seat

**Exterior Features**

- Aluminium Longitudinal Roof Rails



New 3008 Allure Premium - 10.0" HD Colour Touchscreen, Half Mistral leather effect with 'Colyn' cloth seat trim



**GT**  
Allure Premium Specification +

HYBRID HYBRID 4

**Safety and Security**

- Drive Assist Pack (Manual Versions)
  - Adaptive Cruise Control
  - Advanced Emergency Braking System (AEBS3 with video camera + radar)
  - Front Collision Warning
- Drive Assist Plus Pack: (EAT8 Automatic & Hybrid Versions)
  - Adaptive Cruise Control with Stop & Go
  - Advanced Emergency Braking System (AEBS3 with video camera + radar)
  - Front Collision Warning
  - Lane Positioning Assist

**Interior Features**

- Frameless Electrochrome Rear View Mirror
- Grey 'Grevat Alcantara' dashboard and door panel inserts
- Aikinite contrast stitching to central armrest, gear lever gaiter and dashboard fascia
- Flocked front door pocket interior with blue ambient lighting
- Mistral floor mats with Aikinite contrast stitching
- Mistral full grain perforated leather steering wheel with Aikinite stitch detail and satin chrome 'GT' emblem
- Roof lining and windscreen pillars - Mistral black
- Seating
  - Mistral 'Alcantara' and leather effect seat trim with Aikinite stitch detail
- Aluminium pedals
- Driver Sport Pack

**In Car Entertainment**

Rear Passenger USB charging sockets (x2) (type A)

**Exterior Features**

- 18" Detroit Gloss Black Alloy Wheels
- Black Diamond Roof
- Twin 'exhaust effect' chrome trim
- Chrome window line trim
- Door Mirror shells painted in Nera Black
- Front door sills with stainless steel insert featuring 'PEUGEOT' lettering
- 'GT' emblems (front wings and tailgate) - **excluding HYBRID versions**

**Exterior Lighting and Visibility**

- Full LED headlights with static corner lighting and Daytime Running Light extension
- Fog Mode - LED headlights operate on low beam with reduced intensity when rear fog lights are activated



**GT Premium**  
GT Specification +

HYBRID HYBRID 4

**Comfort and Convenience**

- Visio Park 2: 360° Colour Camera System
- Park Assist: automated parallel and bay parking assistance
- Motorised Electric Tailgate (key plip and foot operated)

**Interior Features**

- Seating
  - Driver and Front Passenger Heated Seats
  - Driver and Front Passenger Adjustable Cushion Nose
  - Driver Seat Massage Function
  - Driver Seat multi-way electric adjustment, including electric lumbar adjustment
  - Driver Seat 2 position memory function
- FOCAL® tweeter speaker grilles in 'belem bronze' metal effect finish

**In Car Entertainment**

- FOCAL® premium HIFI speaker system, 515 watts, 4 Speakers, 4 Tweeters, Central Speaker, Sub-woofer and 12 channel digital amplifier. Includes acoustic laminated front side windows (excluding HYBRID versions)

**Exterior Features**

- 19" 'San Francisco' Matt Onyx Black diamond cut alloy wheels



3008 GT Premium in Cumulus Grey with optional 'Black Pack'

NEW PEUGEOT 3008 Range - Pricelist

	ENGINE	Fuel	RDE2 Compliant	HP	TITRE CODE (DIALOG DESCRIPTION)	CO <sub>2</sub> g/km	BASIC MRRP	VAT (£)	TOTAL MRRP	OTR COSTS	ON THE ROAD MRRP	P11D VALUE (£)	2020/21 BIK %	*Indicative 2020/21 BIK £/mth @ 20%	*Indicative 2020/21 BIK £/mth @ 40%
<b>Active Premium</b>	1.2L PureTech 130 S&S 6-speed manual	Petrol	Yes	131	1PP8SYLNPKT0A0E0 (3008 ACTP PT130)	141	21,812.50	4,362.50	26,175.00	985.00	<b>27,160.00</b>	26,890.00	31%	138.93	277.86
	1.5L BlueHDi 130 S&S 6-speed manual	Diesel	Yes	131	1PP8SYLMKKT0A0E0 (3008 ACTP BHD1130)	129	23,470.83	4,694.17	28,165.00	945.00	<b>29,110.00</b>	28,880.00	28%	134.77	269.55
<b>Allure</b>	1.2L PureTech 130 S&S 6-speed manual	Petrol	Yes	131	1PP8SYNPKT0A0E0 (3008 ALL PT130)	141	23,145.83	4,629.17	27,775.00	985.00	<b>28,760.00</b>	28,490.00	31%	147.20	294.40
	1.2L PureTech 130 EAT8 S&S 8-speed Efficient Automatic Transmission	Petrol	Yes	131	1PP8SYNPT1T0A0E0 (3008 ALL PT130A)	146	24,479.17	4,895.83	29,375.00	985.00	<b>30,360.00</b>	30,090.00	32%	160.48	320.96
	1.5L BlueHDi 130 S&S 6-speed manual	Diesel	Yes	131	1PP8SYPMKKT0A0E0 (3008 ALL BHD1130)	129	24,804.17	4,960.83	29,765.00	945.00	<b>30,710.00</b>	30,480.00	28%	142.24	284.48
	1.5L BlueHDi 130 EAT8 S&S 8-speed Efficient Automatic Transmission	Diesel	Yes	131	1PP8SYPMK1T0A0E0 (3008 ALL BHD1130A)	135	26,104.17	5,220.83	31,325.00	985.00	<b>32,310.00</b>	32,040.00	30%	160.20	320.40
	HYBRID 225 e-EAT8	Hybrid	Yes	225	1PP8SYRNKAT0A0E0 (3008 ALL HYB225A)	31	30,450.00	6,090.00	36,540.00	770.00	<b>37,310.00</b>	37,255.00	10%	62.09	124.18
HYBRID4 300 e-EAT8	Hybrid	Yes	225	1PP8SYRNK2T0A0E0 (3008 ALL HYB300A)	29	34,616.67	6,923.33	41,540.00	770.00	<b>42,310.00</b>	42,255.00	6%	42.26	84.51	
<b>Allure Premium</b>	1.2L PureTech 130 S&S 6-speed manual	Petrol	Yes	131	1PP8SYQNPKT0A0E0 (3008 ALLP PT130)	141	23,729.17	4,745.83	28,475.00	985.00	<b>29,460.00</b>	29,190.00	31%	150.82	301.63
	1.2L PureTech 130 EAT8 S&S 8-speed Efficient Automatic Transmission	Petrol	Yes	131	1PP8SYQNP1T0A0E0 (3008 ALLP PT130A)	146	25,062.50	5,012.50	30,075.00	985.00	<b>31,060.00</b>	30,790.00	32%	164.21	328.43
	1.5L BlueHDi 130 S&S 6-speed manual	Diesel	Yes	131	1PP8SYQMKKT0A0E0 (3008 ALLP BHD1130)	129	25,387.50	5,077.50	30,465.00	945.00	<b>31,410.00</b>	31,180.00	28%	145.51	291.01
	1.5L BlueHDi 130 EAT8 S&S 8-speed Efficient Automatic Transmission	Diesel	Yes	131	1PP8SYQMK1T0A0E0 (3008 ALLP BHD1130A)	135	26,687.50	5,337.50	32,025.00	985.00	<b>33,010.00</b>	32,740.00	30%	163.70	327.40
	HYBRID 225 e-EAT8	Hybrid	Yes	225	1PP8SYSNKAT0A0E0 (3008 ALLP HYB225A)	31	31,033.33	6,206.67	37,240.00	770.00	<b>38,010.00</b>	37,955.00	10%	63.26	126.52
	HYBRID4 300 e-EAT8	Hybrid	Yes	300	1PP8SYSNK2T0A0E0 (3008 ALLP HYB300A)	29	35,200.00	7,040.00	42,240.00	770.00	<b>43,010.00</b>	42,955.00	6%	42.96	85.91
<b>GT</b>	1.2L PureTech 130 S&S 6-speed manual	Petrol	Yes	131	1PP8SYTNPKT0A0E0 (3008 GT PT130)	142	25,229.17	5,045.83	30,275.00	985.00	<b>31,260.00</b>	30,990.00	31%	160.12	320.23
	1.2L PureTech 130 EAT8 S&S 8-speed Efficient Automatic Transmission	Petrol	Yes	131	1PP8SYTNP1T0A0E0 (3008 GT PT130A)	147	26,562.50	5,312.50	31,875.00	985.00	<b>32,860.00</b>	32,590.00	32%	173.81	347.63
	1.6L PureTech 180 EAT8 S&S 8-speed Efficient Automatic Transmission	Petrol	Yes	181	1PP8SYTNS1T0A0E0 (3008 GT PT180A)	156	27,708.33	5,541.67	33,250.00	1,310.00	<b>34,560.00</b>	33,965.00	34%	192.47	384.94
	1.5L BlueHDi 130 S&S 6-speed manual	Diesel	Yes	131	1PP8SYTMKKT0A0E0 (3008 GT BHD1130)	130	26,887.50	5,377.50	32,265.00	945.00	<b>33,210.00</b>	32,980.00	29%	159.40	318.81
	1.5L BlueHDi 130 EAT8 S&S 8-speed Efficient Automatic Transmission	Diesel	Yes	131	1PP8SYTMK1T0A0E0 (3008 GT BHD1130A)	136	28,187.50	5,637.50	33,825.00	985.00	<b>34,810.00</b>	34,540.00	30%	172.70	345.40
	HYBRID 225 e-EAT8	Hybrid	Yes	225	1PP8SYUNKAT0A0E0 (3008 GT HYB225A)	31	32,533.33	6,506.67	39,040.00	770.00	<b>39,810.00</b>	39,755.00	10%	66.26	132.52
	HYBRID4 300 e-EAT8	Hybrid	Yes	300	1PP8SYUNK2T0A0E0 (3008 GT HYB300A)	29	36,700.00	7,340.00	44,040.00	770.00	<b>44,810.00</b>	44,755.00	6%	44.76	89.51
<b>GT Premium</b>	1.2L PureTech 130 EAT8 S&S 8-speed Efficient Automatic Transmission	Petrol	Yes	131	1PP8SYVNP1T0A0E0 (3008 GTP PT130A)	147	28,562.50	5,712.50	34,275.00	985.00	<b>35,260.00</b>	34,990.00	32%	186.61	373.23
	1.6L PureTech 180 EAT8 S&S 8-speed Efficient Automatic Transmission	Petrol	Yes	181	1PP8SYVNS1T0A0E0 (3008 GTP PT180A)	156	29,708.33	5,941.67	35,650.00	1,310.00	<b>36,960.00</b>	36,365.00	34%	206.07	412.14
	1.5L BlueHDi 130 EAT8 S&S 8-speed Efficient Automatic Transmission	Diesel	Yes	131	1PP8SYVMK1T0A0E0 (3008 GTP BHD1130A)	136	30,187.50	6,037.50	36,225.00	985.00	<b>37,210.00</b>	36,940.00	30%	184.70	369.40
	HYBRID 225 e-EAT8	Hybrid	Yes	225	1PP8SYZNKAT0A0E0 (3008 GTP HYB225A)	31	34,533.33	6,906.67	41,440.00	770.00	<b>42,210.00</b>	42,155.00	10%	70.26	140.52
	HYBRID4 300 e-EAT8	Hybrid	Yes	300	1PP8SYZNK2T0A0E0 (3008 GTP HYB300A)	30	38,700.00	7,740.00	46,440.00	770.00	<b>47,210.00</b>	47,155.00	6%	47.16	94.31

CO<sub>2</sub> figures, P11D values, BIK%, BIKE and MRRP pricing shown above are for a standard vehicle without any additional optional equipment. CO<sub>2</sub> figures are used to calculate Vehicle Excise Duty (VED) for the first registration of the vehicle and BIK%. The addition of optional extras could increase the certified CO<sub>2</sub> emission output. This in turn may affect the amount of VED payable upon registration, and, for company car drivers, the amount of Benefit in Kind (BIK) tax payable.

For further information on CO<sub>2</sub> and pricing for vehicles with optional equipment, please visit [www.peugeot.co.uk](http://www.peugeot.co.uk) and configure your chosen vehicle with your preferred options.

\*Indicative monthly BIK amounts are calculated by taking the P11D of a standard factory built vehicle without the addition of any optional equipment. This is then multiplied by the income tax rate (20 or 40%) giving an annual amount. This figure is then divided by 12 to reach a monthly amount. The figures quoted are for guidance only. For further information on company car tax comparisons please visit [www.compare.peugeot.co.uk/company-car-tax](http://www.compare.peugeot.co.uk/company-car-tax).

The fuel consumption or electric range achieved, and CO<sub>2</sub> produced (where applicable), in real world conditions will depend upon a number of factors including, but not limited to: the accessories fitted (pre and post registration); the starting charge of the battery (PHEV only); variations in weather; driving styles and vehicle load. The plug-in hybrid range requires mains electricity for charging. The WLTP (Worldwide Harmonised Light Vehicles Test Procedure) is used to measure fuel consumption, electric range and CO<sub>2</sub> figures. 'On the Road' MRRP includes registration plates and delivery to retailer (including VAT), 12 months' Vehicle Excise Duty and new vehicle registration fee of £55. Excludes fuel and insurance.

Figures shown are for comparison purposes and should only be compared to the fuel consumption, electric range and CO<sub>2</sub> values of other cars tested to the same technical standard. Ⓢ

All information and prices correct at time of publication, but are subject to change at any time without prior notice (which may occur as a result of matters including, but not limited to, any changes in legislation and/or any changes by the government).

**NEW PEUGEOT 3008 - Options**

Standard									
Optional									
Unavailable									
		ACTIVE PREMIUM	ALLURE	ALLURE PREMIUM	GT	GT PREMIUM	Basic BRP € Excluding VAT	VAT @ 20%	Total BRP € Including VAT
<b>PAINT</b>									
<b>Metallic paint</b> - Celebes Blue (M05Y)	M05Y	●	●	●	●	●	0.00	0.00	0.00
<b>Metallic paint</b> - Cumulus Grey (M0F4), Nimbus Grey (M0V1), Nero Black (M09V)	MO..	○	○	○	○	○	479.17	95.83	575.00
<b>Pearlescent paint</b> - Vertigo Blue (M6SM) & Pearlescent White (M6N9)	ME..	○	○	○	○	○	604.17	120.83	725.00
<b>Varnish paint</b> - Ultimate Red (M5F3)	M5..	○	○	○	○	○	604.17	120.83	725.00
<b>Black Diamond roof</b> - includes Nero Black Door Mirror Shells (cannot be ordered in conjunction with Nero Black Metallic Paint)	JD20	-	-	○	●	●	250.00	50.00	300.00
<b>SAFETY AND SECURITY</b>									
<b>Night Vision</b>	N101	-	-	-	○	○	1,083.33	216.67	1,300.00
<b>Safety Pack</b> - Advanced Emergency Braking System (V-AEB with video camera) and Front Collision Warning (FCW)	ZVES	●					0.00	0.00	0.00
<b>Safety Plus Pack</b> Safety Pack + - Lane Keeping Assist with road edge (LKA road edge) - Driver Attention Alert level 3 (DAA3) - High Beam Assist (HBA) - Active Blind Spot Detection (ABSD) (includes Advanced Emergency Braking System (AEB3 with video camera + radar) and Frameless Electrochrome Rear View Mirror on Allure & Allure Premium HYBRID versions only)	ZVET (exc Hybrid) ZVDH (Hybrid)		●	●			0.00	0.00	0.00
<b>Drive Assist Pack</b> in conjunction with Safety Plus Pack (see above) - ACC 30 (Adaptive Cruise Control with speed reduction to 30km/h) (Manual Transmission only) - Advanced Emergency Braking System (AEB3 with video camera + radar) - Front Collision Warning (FCW)	ZVEV (Allure Premium Manual) ZVEW (GT Manual)			○ (manual)	● (manual)		333.33	66.67	400.00
<b>Drive Assist Plus Pack</b> in conjunction with Safety Plus Pack (see above) - ACC Stop & Go (Adaptive Cruise Control with Stop function) (EAT8) - Advanced Emergency Braking System (AEB3 with video camera + radar) - Front Collision Warning (FCW) - Lane Positioning Assist (LPA)	ZVBQ (Allure Premium EAT8) ZVDD (Allure Premium Hybrid)			○ (EAT8 & HYBRID)	● (EAT8 & HYBRID)		500.00	100.00	600.00
<b>Advanced Grip Control*</b> with 4 Grip Modes: Normal, Sand, Mud, Snow. No change to alloy wheel size, includes 18" 'Los Angeles' alloy wheel. Also includes Goodyear 225/55 R18 102 V Tyres - (3PMSF A-class). <u>Not available with 'Black Pack'</u>	UF02	-	○ (exc. HYBRID)	○ (exc. HYBRID)	○ (exc. HYBRID)	-	391.67	78.33	470.00
<b>Advanced Grip Control*</b> with 4 Grip Modes: Normal, Sand, Mud, Snow. Reduces alloy wheel size to 18" 'Los Angeles'. Also includes Goodyear 225/55 R18 102 V Tyres - (3PMSF A-class). <u>Not available with 'Black Pack'</u>	UF02	-	-	-	-	○ (exc. HYBRID)	216.67	43.33	260.00
<b>Space Saver Spare Wheel &amp; Tool Kit</b> (excluding HYBRID versions)	Retailer Supplied Accessory	○	○	○	○	○	TBC	TBC	TBC
<b>COMFORT AND CONVENIENCE</b>									
<b>Hands free electric tailgate</b> (plip key and foot operated)	MOQ2	-	-	○	○	●	333.33	66.67	400.00
<b>Visio Park 2</b> : 360° Colour camera system + automated parking assistance (parallel and bay parking)	WY18	-	-	○	○	●	375.00	75.00	450.00
<b>INTERIOR FEATURES</b>									
<b>Driver &amp; Passenger Seat Pack</b> . Includes heated front seats and manual longitudinal adjustment to cushion nose. <u>Driver seat only</u> : multi-way electric adjustment, 2 position memory function, multi-point massage function, electric lumbar adjustment. <u>Passenger seat only</u> : electric seat angle adjustment	WACI	-	-	-	○	●	500.00	100.00	600.00
<b>Nappa Mistral leather trim**</b> with Tramontane stitching. Includes heated front seats (WABA) and floor mats. <u>Allure only</u> : includes Brumeo Fabric trim on dashboard and door panels with chrome trim on front door panels, blue ambient lighting on front door panels and cup-holders, and front footwell lighting	BDFX	-	○	○	-	-	1,083.33	216.67	1,300.00
<b>Nappa Mistral leather trim**</b> with Tramontane stitching and 'Dark Lime Wood' trim on dashboard and door panel inserts. Includes Driver and Passenger Seat Pack option (WACI)	BDFX	-	-	-	○	-	1,333.33	266.67	1,600.00
<b>Nappa Red leather trim**</b> with Alkinitite stitching and 'Dark Lime Wood' trim on dashboard and door panel inserts. Includes Driver and Passenger Seat Pack option (WACI)	BDFJ	-	-	-	○	-	1,583.33	316.67	1,900.00
<b>Nappa Mistral leather trim**</b> with Tramontane stitching and 'Dark Lime Wood' trim on dashboard and door panel inserts	BDFX	-	-	-	-	○	833.33	166.67	1,000.00
<b>Nappa Red leather trim**</b> with Alkinitite stitching and 'Dark Lime Wood' wood trim on dashboard and door panel inserts	BDFJ	-	-	-	-	○	1,083.33	216.67	1,300.00
<b>IN CAR ENTERTAINMENT</b>									
<b>3D Connected Navigation*</b> with voice recognition and 10" High Definition Capacitive Touch Screen. Includes 3 year subscription of TomTom Live services, including SpeedCam/Danger Zones**	WL14	○	●	●	●	●	791.67	158.33	950.00
<b>FOCAL* Premium HiFi System</b> , 515 watts, 4 Speakers, 4 Tweeters, Central Speaker, Sub-woofer and 12 channel digital amplifier. Includes acoustic laminated front side windows (excluding HYBRID versions)	UN02	-	-	-	○	●	491.67	98.33	590.00
<b>Smartphone charging plate</b>	WP29	-	○	○	○	○	100.00	20.00	120.00
<b>EXTERIOR FEATURES</b>									
<b>Black Pack*</b> - Radiator grille, front and rear Lion, "3008" on soft nose, "Peugeot" lettering on tailgate and GT emblems finished in Satin Black - Gloss black lower front bumper trim - Gloss black roof arch trim and satin black roof bars - Deletion of chrome window line trim and polished stainless steel inserts from door and sill protection panels - 19" Onyx black 'Washington' alloy wheels with Black Mist varnish - Gloss black rear bumper strip <b>Note:</b> 'Black Pack' not compatible with optional Grip Control	KK01	-	-	-	○	○	333.33	66.67	400.00
<b>Panoramic opening glass roof</b> , with electric interior blind and blue lighting. Also includes 'Lion Spotlight' (PEUGEOT Lion Projection) from door mirrors	OK02	-	-	-	○	○	750.00	150.00	900.00
<b>Tow bar</b> , detachable without tools, includes ESP with TSM (Trailer Sway Mitigation system) and 13 pin plug	AQ01	○	○	○	○	○	458.33	91.67	550.00
<b>PLUG-IN HYBRID</b>									
<b>7.4kW Monophase on board charger</b> (HYBRID versions only)	LZ02	-	○	○	○	○	250.00	50.00	300.00

\*\* Some surfaces contain artificial leather  
 \*\*\* Additional terms and conditions apply to connected services, including customer acceptance of location sharing prior to activation.  
 \*Subject to subscription - after you have taken delivery of your vehicle, please subscribe on: <https://services-store.peugeot.co.uk/>



**NEW PEUGEOT 3008 - Upholstery Options**

	ACTIVE PREMIUM	ALLURE & ALLURE PREMIUM		GT & GT PREMIUM			
<b>Upholstery</b>	Mistral 'Meco' cloth seat trim	Half Mistral leather effect with 'Colyn' cloth seat trim	Mistral Nappa leather trim	Half Mistral leather effect with Mistral Alcantara seat trim	Half Mistral leather effect with Grey Alcantara seat trim	Mistral Black Nappa leather trim	Red Nappa leather trim
<b>Trim Code</b>	47FX	48FQ	8DFX	0JFI	0JFY	8DFX	8DFJ
<b>Top-stitching</b>	'Goo'	'Mint Green'	'Tramontane' Grey	'Akinite' Copper	'Akinite' Copper	'Tramontane' Grey	'Akinite' Copper
<b>Seat Trim Availability</b>	●	●	○	●	●	○	○
<b>Dashboard and Door Panel finish</b>	'Carbon Effect'	'Carbon Effect' - Allure 'Brumeo Fabric' - Allure Premium	'Brumeo Fabric'	'Grey Alcantara*'	'Grey Alcantara*'	'Dark Lime Wood' GT GT PREMIUM	'Dark Lime Wood'
<b>Seat Upholstery Design &amp; Trim Swatch</b>							

**NEW PEUGEOT 3008 - Alloy Wheel Options**

	ACTIVE PREMIUM	ALLURE	ALLURE PREMIUM	GT	GT PREMIUM
<b>17" 'Chicago' alloy wheels</b>	●	-	-	-	-
<b>18" 'Detroit' Storm Grey diamond cut alloy wheels</b>	-	●	●	-	-
<b>18" 'Detroit' Gloss Black diamond cut alloy wheels</b>	-	-	-	●	-
<b>19" 'San Francisco' Matt Onyx Black diamond cut alloy wheels (includes tall &amp; narrow tyre for increased efficiency)</b>	-	-	-	-	●
<b>19" 'Washington' Onyx Black Mist diamond cut alloy wheels (includes tall &amp; narrow tyre for increased efficiency)</b> <small>*only available in conjunction with optional 'Black Pack'</small>	-	-	-	-	○
<b>18" 'Los Angeles' diamond cut alloy wheels</b> <small>*only available in conjunction with Advanced Grip Control</small>	-	○	○	○	○



19" 'Washington'  
Optional with 'Black Pack'



17" 'Chicago'  
Standard on Active Premium



18" 'Detroit' Storm Grey  
Standard on Allure & Allure Premium



18" 'Detroit' Gloss Black



19" 'San Francisco'  
Standard on GT Premium



18" 'Los Angeles'  
Included with optional Grip Control

For further information visit our website at [peugeot.co.uk](http://peugeot.co.uk) or contact your local PEUGEOT Retailer.



**NEW PEUGEOT 3008 - Equipment**

Standard	●
Optional	○
Unavailable	-

	ACTIVE PREMIUM	ALLURE	ALLURE PREMIUM	GT	GT PREMIUM
--	----------------	--------	----------------	----	------------

**SAFETY AND SECURITY**

ABS (Anti-lock Braking System) with REF (Electronic Braking Distribution) and AFU (Emergency Braking Assistance)	●	●	●	●	●
Acoustic Vehicle Alerting System (AVAS) - Generates a sound when travelling at low speed, audible outside the vehicle for pedestrian safety. HYBRID versions only	-	●	●	●	●
Airbags: Adaptive driver and front passenger airbags (includes passenger airbag deactivation function)	●	●	●	●	●
Airbags: Driver and front passenger side airbag	●	●	●	●	●
Airbags: Front and rear curtain airbags	●	●	●	●	●
Alarm (perimetric, volumetric with lift and tilt sensor)	●	●	●	●	●
Automatic door locking when moving off	●	●	●	●	●
Automatic hazard light activation upon heavy brake application	●	●	●	●	●
Cabin pre-conditioning - heating / cooling of cabin to 21°C, via My PEUGEOT App - HYBRID versions only					
Charging - 3.7kW Monophase on board charger & Mode 3 Type 2 cable for wallbox. - HYBRID versions only	-	●	●	●	●
Charging - Deferred charging option, configurable in car or via My PEUGEOT App - HYBRID versions only	-	●	●	●	●
Cruise Control - Programmable, and Speed Limiter with Intelligent Speed Adaption (ISA)	●	●	●	●	●
Cruise Control - (ACC - Adaptive Cruise Control) Manual versions	-	-	○	●	-
Cruise Control - (ACC Stop - Adaptive Cruise Control with stop function) EAT8 Automatic & HYBRID versions	-	-	○	●	●
Driving Time Warning - (DAA1)	●	●	●	●	●
Dynamic Stability Control (DSC) and Electronic Anti-Skid System (ASR)	●	●	●	●	●
Electric child locking functionality on rear windows and doors	●	●	●	●	●
Electronic code immobiliser	●	●	●	●	●
Exterior temperature indicator with ice warning	●	●	●	●	●
Front optimised safety headrests and rear retractable headrests (x3), height-adjustable.	●	●	●	●	●
Front three-point retractable seatbelts, height-adjustable, with pre-tensioners and force limiters	●	●	●	●	●
Front ventilated disc brakes, rear disc brakes	●	●	●	●	●
Gear Shift Indicator	●	●	●	●	●
Headlights left on audible warning	●	●	●	●	●
Horn - Single Tone	●	-	-	-	-
Horn - Two tone	-	●	●	●	●
Isofix child seat fittings (x3) - front passenger and outer rear seats	●	●	●	●	●
Lane departure warning system	●	●	●	●	●
Lane Positioning Assist (LPA) - EAT8 Automatic & HYBRID Versions only	-	-	○	●	●
PEUGEOT Connect SOS and Assistance	●	●	●	●	●
Rear three-point retractable seatbelts (x3), with pre-tensioners and force limiters in the outer rear seats	●	●	●	●	●
Safety Pack: Advanced Emergency Braking System (V-AEB with video camera)	●	●	●	●	●
Safety Pack: Front Collision Warning (FCW)	●	●	●	●	●
Safety Plus Pack: ABSD (Active Blind Spot Detection)	●	●	●	●	●
Safety Plus Pack: Active Lane Keeping Assistance (LKA)	-	●	●	●	●
Safety Plus Pack: Driver Attention Alert Level 3 (DAA3)	-	●	●	●	●
Safety Plus Pack: PEUGEOT Smartbeam Assistance	-	●	●	●	●
Safety Plus Pack: Active Blind Spot Detection (ABSD)	-	●	●	●	●
Seatbelt not fastened audible and visual alert for front seats	●	●	●	●	●
Seatbelt unfastened on the move audible and visual alert for front and rear seats	●	●	●	●	●
Self levelling headlights	-	-	-	●	●
Sign Recognition - Extended Traffic Sign Recognition (ETSR)	●	●	●	●	●
Speed limit recognition and recommendation	●	●	●	●	●
Tyre repair & inflation kit	●	●	●	●	●
Space Saver Spare Wheel & Tools (PEUGEOT Retailer Accessory)	○	○	○	○	○

**COMFORT AND CONVENIENCE**

Automatic dual zone climate control	●	●	●	●	●
Central front armrest with butterfly-wing opening and illuminated storage compartment	●	●	●	●	●
Electric, heated and power folding door mirrors with courtesy LED floor lighting	●	●	●	●	●
Electric door mirrors with auto dipping function in reverse gear	-	●	●	●	●
Electric parking brake (includes hill assist)	●	●	●	●	●
Electric power steering with reach and rake adjustable steering column	●	●	●	●	●
Front central console with two cup-holders	●	●	●	●	●

**COMFORT & CONVENIENCE (continued)**

Front interior light with reading spotlights (x2) and rear interior light with timer	●	●	●	●	●
Front windscreen wiper with "Magic Wash" cleaning system	●	●	●	●	●
Grab handles (x4), retractable, damped	●	●	●	●	●
Heated rear windscreen with integrated radio antenna	●	●	●	●	●
Illuminated glove box, central storage area and load area	●	●	●	●	●
Illuminated vanity mirrors	-	●	●	●	●
LED interior lighting (roof)	-	●	●	●	●
Map pockets on front seat backs	●	●	●	●	●
Height-adjustable driver & passenger seats	●	●	●	●	●
Multifunction trip computer	●	●	●	●	●
PEUGEOT i-Cockpit*	●	●	●	●	●
PEUGEOT i-Cockpit*: configurable 12.3" head-up digital instrument panel	●	●	●	●	●
PEUGEOT i-Cockpit*: 8.0" Capacitive Touchscreen	●	-	-	-	-
PEUGEOT i-Cockpit*: 10.0" High Definition Capacitive Touchscreen & 3D Connected Navigation	○	●	●	●	●
PEUGEOT i-Cockpit*: compact sports steering wheel	●	●	●	●	●
One-touch electric front and rear windows with pinch protection	●	●	●	●	●
Parking sensors - front & rear	●	●	●	●	●
PEUGEOT Keyless Push Button Start	●	●	●	●	●
PEUGEOT Open and Go (keyless entry and keyless push button start)	-	-	●	●	●
Reading spotlights (x2), in rear	●	●	●	●	●
Rear armrest with ski flap and two cup holders	●	●	●	●	●
Rear centre console ventilation system	●	●	●	●	●
Rear coat hooks (x2)	●	●	●	●	●
Rear windscreen wiper triggered automatically in reverse gear	●	●	●	●	●
Remote central locking (two remotes)	●	●	●	●	●
Reversing Camera - 180° Colour Reversing Camera	●	●	●	●	●
Smart electric tailgate (includes foot operation)	-	-	○	○	○
Tinted Windows - rear side and tailgate windows	●	-	-	-	-
Tinted Windows - Dark Tinted rear side and tailgate windows	-	●	●	●	●
Two-position boot floor (Fixed boot floor with access to the charging cable storage box on HYBRID versions)	●	●	●	●	●
Visio Park 2: 360° Colour camera system + automated parking assistance	-	-	○	○	○
1/3 - 2/3 folding rear seat ("Magic Flat" modularity with controls accessible from the boot).	●	●	●	●	●

**INTERIOR FEATURES**

Aikinite contrast stitching to armrest, gear lever gaiter and dashboard fascia	-	-	-	●	●
Blue ambient lighting for connecting zone	●	●	●	●	●
Blue ambient lighting to head-up instrument panel	●	●	●	●	●
Blue ambient lighting to front door panels & cup-holders	-	-	●	●	●
Dashboard, front and rear door panel finish: 'Carbon Effect'	●	●	-	-	-
Dashboard, front and rear door panel finish: 'Brumeo' fabric	-	-	●	-	-
Dashboard, front and rear door panel finish: 'Grey Alcantara*' (Dark Lime Wood (DLM), only available in conjunction with red Nappa Leather)	-	-	-	○	○
Flocked front door pocket interior with blue ambient lighting	-	-	-	●	●
Flocked glove box interior	●	●	●	●	●
Floor mats - Mistral Black with Aikinite contrast stitching	-	-	-	●	●
Leather Steering Wheel	●	●	●	-	-
Leather steering wheel - full-grain perforated with Aikinite stitch detail and satin chrome 'GT' emblem	-	-	-	-	-
Mode selector (Eco, Normal, Sport) - excluding HYBRID versions	●	●	●	●	●
Mode selector (Electric, Hybrid, Sport) - HYBRID 225 versions	-	●	●	●	●
Mode selector (Electric, Hybrid, Sport, 4WD) & Hill Assist Descent Control - HYBRID4 300 versions	-	●	●	●	●

ACTIVE PREMIUM	ALLURE	ALLURE PREMIUM	GT	GT PREMIUM
----------------	--------	----------------	----	------------

**NEW PEUGEOT 2024 - Equipment**

Standard	●
Optional	○
Unavailable	-

	ACTIVE PREMIUM	ALLURE	ALLURE PREMIUM	GT	GT PREMIUM
<b>INTERIOR FEATURES (continued)</b>					
Roof lining - Salin light grey	●	●	●	-	-
Roof lining - Mistral black	-	-	-	●	●
Satin chrome dashboard trim	●	●	●	●	●
Satin chrome digital instrument panel trim	●	●	●	●	●
Satin chrome front door panel recess trim	-	-	●	●	●
Satin chrome interior door handles	●	●	●	●	●
Satin chrome 'Scorpion's Tail' and toggle switch trim	●	●	●	●	●
Seating: driver and front passenger seat adjustable cushion nose	-	-	-	○ <sup>++</sup>	●
Seating: driver and front passenger seat heating	-	-	-	○ <sup>++</sup>	●
Seating: driver and front passenger seat height adjustment	●	●	●	●	●
Seating: driver seat lumbar adjustment	-	●	●	●	●
Seating: driver seat manual adjustment (longitudinal and back rest angle)	●	●	●	●	-
Seating: driver seat multi-point massage function	-	-	-	○ <sup>++</sup>	●
Seating: driver seat 2 position memory function	-	-	-	○ <sup>++</sup>	●
Seating: driver seat multi-way electric adjustment (includes electric lumbar adjustment)	-	-	-	○ <sup>++</sup>	●
Seating: front passenger seat, flat folding with picnic table	-	-	●	●	●
Seating: front passenger seat manual adjustment (longitudinal and back rest angle)	●	●	●	●	●
Seating trim: Mistral 'Meco' cloth seat trim	●	-	-	-	-
Seating trim: Half Mistral leather effect with 'Colyn' cloth seat trim	-	●	●	-	-
Seating trim: Half Mistral leather effect with Mistral Alcantara seat trim - excluding HYBRID versions	-	-	-	●	●
Seating trim: Half Mistral leather effect with Grey Alcantara seat trim - HYBRID versions	-	-	-	●	●
Seating trim: Mistral 'Nappa' leather seat trim with Tramontane double stitch detail	-	-	○	○	○
Seating trim: Red 'Nappa' leather seat trim with Aikinite double stitch detail	-	-	-	○	○
<b>IN CAR ENTERTAINMENT</b>					
Bluetooth® telephone facility	●	●	●	●	●
DAB Radio (Digital Audio Broadcasting)	●	●	●	●	●
FOCAL® premium HIFI speaker system	-	-	-	○	●
Mirror Screen*: (Apple CarPlay™ and Android Auto)	●	●	●	●	●
Smartphone charging plate	-	○ <sup>+</sup>	○ <sup>+</sup>	○	○
USB Socket (front centre console)	●	●	●	●	●
Twin USB Charging Sockets - rear centre console *(available in conjunction with optional Smartphone Charging Plate on Allure & Allure Premium)	-	○ <sup>+</sup>	○ <sup>+</sup>	●	●
Voice recognition (radio, navigation and telephony features)	-	●	●	●	●
^Connected 3D Navigation & 10.0" HD Capacitive Touchscreen: Includes 3 year subscription of TomTom Live services, including SpeedCam/Danger Zones***	○	●	●	●	●
6-Speaker radio, MP3 compatible	●	●	●	●	●
12 V sockets (x3) - front, rear & load area	●	●	●	●	●
<b>EXTERIOR FEATURES</b>					
Aluminium longitudinal roof bars	-	-	●	●	●
Body-colour exterior door handles	●	●	●	●	●
Body-colour rear spoiler with stainless steel edging trim	●	●	●	●	●
Body protectors (wheel arches + protection at bottom of doors) in black	●	●	●	●	●
Chrome rear bumper fascia (Gloss Black when optional 'Black Pack' is specified on GT Premium)	●	●	●	●	●
Door mirror shells: body colour	●	●	●	-	-
Door mirror shells: Nera black (linked to 'Black Diamond' roof option)	-	-	○	●	●
Front bumper - Lower trim in Silver	●	●	●	●	●

Front Radiator Grille - 'Classic' frameless design
Front Radiator Grille - 'Dynamic' frameless design
Front wing trim: black
Front wing trim: black with chrome detail
Gloss black B and C pillar and aerodynamic deflector trim
Gloss black strip rear cluster connecting strip
Gloss black windscreen trim
'GT' emblems (front wings and tailgate) - excluding HYBRID versions
HYBRID / 'HYBRID4' emblems on front wings and tailgate - HYBRID versions only
Panoramic opening glass roof (with electric interior blind and blue ambient lighting)
Roof - body colour
Roof - 'Black Diamond'
Side window trim: black rubber
Side window trim: chrome
Stainless steel door sill scuff plates
Stainless steel roof arch trim
Twin exhaust effect trim
17" 'Chicago' alloys
18" 'Detroit' diamond cut alloy wheels - Storm Grey
18" 'Detroit' diamond cut alloy wheels - Gloss Onyx Black
19" 'San Francisco' diamond cut alloy wheels - Matt Onyx Black
18" 'Los Angeles' diamond cut alloy wheels (included with optional Grip Control)
19" 'Washington' diamond cut alloy wheels - Onyx Black with Black Mist varnish (included with optional 'Black Pack')

	ACTIVE PREMIUM	ALLURE	ALLURE PREMIUM	GT	GT PREMIUM
<b>EXTERIOR LIGHTING AND VISIBILITY</b>					
Door mirror mounted LED courtesy floor lighting	●	●	●	●	●
Door mirror mounted LED 'PEUGEOT Lion' courtesy approach lights (included with optional Panoramic Opening Glass Roof option)	-	-	-	○	○
ECO LED headlights	●	●	●	-	-
Full LED headlights with 'Fog Mode'	-	-	-	●	●
LED 'fang' style daytime running lights	●	●	●	●	●
LED front indicators	●	●	●	●	●
LED side indicator lights integrated into door mirrors	●	●	●	●	●
Rear numberplate lights (x2)	●	●	●	●	●
Rear LED PEUGEOT signature 'Claw Effect' lights (with daylight function) and scrolling LED direction indicators	●	●	●	●	●
Visibility pack: automatic lights	●	●	●	●	●
Visibility pack: automatic windscreen wipers	●	●	●	●	●
Visibility pack: electrochromic rear view mirror (auto dimming)	●	●	●	●	●
Visibility pack: Frameless electrochromic rear view mirror (auto dimming)	-	-	-	●	●
Visibility pack: Frameless electrochromic rear view mirror (auto dimming) with 'Electric Mode' Exterior Blue Light - Hybrid versions only	-	●	●	●	●
Visibility pack: 'follow me home headlights'	●	●	●	●	●

\*\*\* Additional terms and conditions apply to connected services, including customer acceptance of location sharing prior to activation.  
 ^Subject to subscription – after you have taken delivery of your vehicle, please subscribe on: <https://services-store.peugeot.co.uk/>  
 + 'Smart Charging Plate' combined option  
 ++ 'Driver & Passenger Seat Pack' combined option

		ACTIVE PREMIUM	ALLURE & ALLURE PREMIUM		GT & GT PREMIUM			
<b>Upholstery</b>		Mistral 'Meco' cloth seat trim	Half Mistral leather effect with 'Colyn' cloth seat trim	Mistral Nappa leather trim	Half Mistral leather effect with Mistral Alcantara seat trim (EXC HYBRID)	Half Mistral leather effect with Greval Alcantara seat trim (HYBRID ONLY)	Mistral Nappa leather trim	Red Nappa leather trim
<b>Top-stitching</b>		'Goo'	'Mint Green'	'Tramontane'	'Aikinite'	'Aikinite'	'Tramontane'	'Aikinite'
<b>Carpets / Roof-lining</b>		Mistral black / Salin Light grey	Mistral black / Salin Light grey		Mistral black / Mistral black			
<b>METALLIC PAINT</b>								
<b>Celebes Blue</b>	M0SY	●	●	●	●	●	●	●
<b>Cumulus Grey</b>	M0F4	○	○	○	○	○	○	○
<b>Nimbus Grey</b>	M0VL	○	○	○	○	○	○	○
<b>Nera Black</b>	M09V	○	○	○	○	○	○	○
<b>3-LAYER PAINT</b>								
<b>Vertigo Blue</b>	M6SM	○	○	○	○	○	○	○
<b>Pearlescent White</b>	M6N9	○	○	○	○	○	○	○
<b>VARNISH PAINT</b>								
<b>Ultimate Red</b>	M5F3	○	○	○	○	○	○	○
<b>BLACK DIAMOND ROOF*</b>								
<b>Nera Black</b>	JD20		○ (Allure Premium only)		●			



Celebes Blue



Cumulus Grey



Nimbus Grey



Nera Black



Ultimate Red



Vertigo Blue



Pearlescent White



		1.2L PureTech 130 S6S 6-speed manual	1.2L PureTech 130 EAT8 S6S 8-speed Efficient Automatic Transmission	1.6L PureTech 180 EAT8 S6S 8-speed Efficient Automatic Transmission	1.5L BlueHdi 130 S6S 6-speed manual	1.5L BlueHdi 130 EAT8 S6S 8-speed Efficient Automatic Transmission	
DRIVETRAIN	Fuel type	Petrol	Petrol	Petrol	Diesel	Diesel	
	Stop and Start functionality	●	●	●	●	●	
	Cubic capacity (cc)	1199	1199	1598	1499	1499	
	Maximum power hp (Kw)	131 (96) @5500	131 (96) @5500	181 (133) @5500	131 (96) @3750	131 (96) @3750	
	Maximum torque lb/ft (Nm)	170 (230) @ 1750	170 (230) @ 1750	184 (250) @ 1750	221 (300) @ 1750	221 (300) @ 1750	
	6 speed manual	●			●		
	8 speed automatic		●		●	●	
BRAKES	Front and rear discs	Front: Ventilated disc brakes with sliding caliper and automatic wear adjustment / Rear: Sliding caliper disc brakes					
SUSPENSION AND TYRES	Front suspension	Independent wheels - Pseudo-Mac Pherson axle, coil springs and integrated and pressurised hydraulic shock absorbers					
	Rear suspension	Semi-independent wheels - Twist beam axle, hydraulic and pressurised shock absorbers					
	Size - 17" tyres	215/65 R17 103 V					
	Size - 18" tyres	225/55 R18 102 V					
	Size - 19" 'Tall & Narrow' tyres	205/55 R19 97 V					
	Tyre inflation kit	●	●	●	●	●	
FUEL	Capacity (litres)	53					
REGULATED EMISSIONS	Carbon monoxide (mg/km)	399.4	327.2	586.7	51.5	54.9	
	Total hydrocarbons (mg/km)	26.2	18.5	21.4	-	-	
	Nitrogen Oxides (mg/km)	49.8	51.1	35.5	41.1	26.7	
	Total Hydrocarbons + Nitrogen Oxides (mg/km)	-	-	-	45.4	29.4	
	Particulate Matter (mg/km)	0.33	0.51	0.32	0.48	0.32	
FUEL CONSUMPTION, EMISSIONS and PERFORMANCE (driver only)	WLTPL V. Low / V. High Fuel Consumption	Maximum speed (mph)	117	117	138	119	117
		Acceleration 0-62 mph (driver only) (sec)	9.5	9.7	8.0	10.8	11.5
	WLTPL V. Low / V. High Fuel Consumption	Fuel Consumption: Low MPG (litres/100km) ^	35.6 - 40.8 (6.9 - 7.9)	33.7 - 35.8 (7.9 - 8.4)	28.6 - 33.5 (8.4 - 9.9)	49.1 - 58.0 (4.9 - 5.8)	42.2 - 51.6 (5.5 - 6.7)
		Fuel Consumption: Medium MPG (litres/100km) ^^	40.6 - 49.9 (5.7 - 7.0)	40.5 - 46.7 (6.0 - 7.0)	37.3 - 43.8 (6.4 - 7.6)	52.8 - 64.1 (4.4 - 5.3)	49.5 - 59.4 (4.8 - 5.7)
		Fuel Consumption: High MPG (litres/100km) ^^^	44.5 - 55.1 (5.1 - 6.4)	45.8 - 54.5 (5.2 - 6.2)	42.1 - 50.3 (5.6 - 6.7)	56.4 - 69.0 (4.1 - 5.0)	54.0 - 66.4 (4.3 - 5.2)
		Fuel Consumption: Extra High MPG (litres/100km) ^^	36.3 - 44.9 (6.3 - 7.8)	35.1 - 44.4 (6.4 - 8.1)	34.6 - 42.5 (6.6 - 8.2)	45.0 - 54.6 (5.2 - 6.3)	42.9 - 53.4 (5.3 - 6.6)
		Fuel Consumption: Combined MPG (litres/100km) ^^	39.3 - 48.0 (5.9 - 7.2)	38.7 - 46.0 (6.1 - 7.3)	36.1 - 43.3 (6.5 - 7.8)	50.2 - 60.8 (4.6 - 5.6)	47.1 - 57.8 (4.9 - 6.0)
	WLTPL Low / High	Regulated Emission Standard	Euro 6d-ISC-FCM (RDE Step 2)		Euro 6d-ISC-FCM (RDE Step 2)	Euro 6d-ISC-FCM (RDE Step 2)	Euro 6d-ISC-FCM (RDE Step 2)
		Carbon Dioxide (CO2) emissions Combined (g/km)	133 - 163	139 - 165	148 - 177	122 - 148	128 - 157
	VEHICLE WEIGHT INFORMATION (KG)	Gross vehicle weight	1910	1940	1970	1980	2000
Mass in service		1471	1478	1566	1566	1566	
Kerb weight		1320	1320	1429	1429	1429	
Gross train weight		3310	3340	3470	3480	3300	
Maximum braked trailer weight		1400	1400	1500	1500	1300	
Maximum tow ball weight		70	70	70	70	70	
INSURANCE CODES	Active Premium	20E	-	-	20E	-	
	Allure	21E	21E	-	21E	21E	
	Allure Premium	21E	21E	-	21E	21E	
	GT	22E	22E	28E	22E	22E	
	GT Premium	-	22E	29E	-	22E	

The fuel consumption or electric range achieved, and CO<sub>2</sub> produced (where applicable), in real world conditions will depend upon a number of factors including, but not limited to: the accessories fitted (pre and post registration); the starting charge of the battery; variations in weather; driving styles and vehicle load. The WLTP (Worldwide Harmonised Light Vehicles Test Procedure) is used to measure fuel consumption, electric range and CO<sub>2</sub> figures.

Figures shown are for comparison purposes and should only be compared to the fuel consumption, electric range and CO<sub>2</sub> values of other cars tested to the same technical standard.

^ 'LOW': Low speed city driving, representative of city centre driving, maximum 35mph.

^^ 'MEDIUM': Medium speed town driving, representative of town or suburban driving, maximum 50mph.

^^^ 'HIGH': High speed rural driving, representative of A-road or dual carriageway driving, maximum 60mph.

^^ 'EXTRA HIGH': Extra High speed motorway driving, representative of a typical European motorway, maximum 81mph.

^^^ 'COMBINED': A mixed journey average of all elements

Figures quoted reflect a range of configurations (including non-UK market vehicles) and are subject to changes resulting from ongoing product development, range evolutions, testing and evaluations.

		HYBRID 225 e-EAT8 8-speed Efficient Automatic Transmission	HYBRID 300 e-EAT8 8-speed Efficient Automatic Transmission
PETROL ENGINE	Cubic capacity (cc)	1598	
	Maximum power hp (kW)	181 (133) @ 6000	200 (147) @ 6000
	Maximum torque lb/ft (Nm)	221 (500) @ 3000	
	Stop and Start functionality	-	
	Regulated Emission Standard	EURO 6d-ISC (RDE Step 2)	
	Injection Type	Direct	
	Service Interval	20,000 miles or 1 year	
ELECTRIC MOTOR	Electric motor (integrated with the e-EAT8 gearbox)	1 at the front	1 at the front / 1 at the rear
	Maximum power hp (kW)	110 (81) @ 2500	110 (81) @ 2500 (front) 113 (83) @ 14000 (rear)
	Maximum torque lb/ft (Nm)	236 (320) @ 500 - 2500	236 (320) @ 500 - 2500 (front) 122 (166) @ 0 - 4760 (rear)
	Battery	Li-Ion	
	Battery Capacity (kWh) / Battery Power (kW)	13.2 / 90	
	Battery Warranty	8 year traction battery warranty	
	Electric Range WLTP (miles)	32-39	34 - 40
	Charging Time from 0 to 100% - Standard cable (Mode 3 Type 2)	3hr 45 mins	
	Charging Time from 0 to 100% - Optional on board charger	1hr 45 mins	
	On Board Charger (kW)	3.7kW fitted as standard (Optional 7.4kW charger available as a factory fitted option)	
COMBINED PERFORMANCE	Combined Maximum power hp (kW)	225 (165)	300 (221)
	Combined Maximum torque lb/ft (Nm)	266 (360)	383 (520)
TRANSMISSION	Type	Automatic, Front wheel drive	Automatic, 4 Wheel Drive 4WD available up to 84 mph
	Number of gears	8	8
VEHICLE WEIGHT INFORMATION (KG)	Gross vehicle weight	2270	2330
	Mass in service	1888	1966
	Kerb weight	1760	1840
	Gross train weight	3520	3580
	Maximum braked trailer weight	1250	1250
	Maximum tow ball weight	64	64
PERFORMANCE AND INFORMATION	Maximum speed in Sport mode / Electric (mph)	140 / 84	149 / 84
	Acceleration 0-62 mph (driver only) (sec)	8.9	6.1
FUEL CONSUMPTION AND EMISSIONS	WLTP V.LOW / V.HIGH	Fuel Consumption: Combined MPG (litres/100km) ^^	157.2 - 222.3 (1.3 - 1.8)
	Carbon Dioxide (CO2) emissions Combined (g/km) - WLTP	30 - 41	29 - 39
REGULATED EMISSIONS	Capacity (litres)	43	
	Carbon monoxide (mg/km)	459.7	587.7
	Total hydrocarbons (mg/km)	14.7	17.9
	Nitrogen Oxides (mg/km)	15.5	23.7
	Total Hydrocarbons + Nitrogen Oxides (mg/km)	-	-
	Particulate Matter (mg/km)	1.17	0.21
BRAKES	Front and rear discs	Front: Ventilated disc brakes with sliding caliper and automatic wear adjustment / Rear: Sliding caliper disc brakes	
SUSPENSION TYPES	Front suspension	Independent wheels - Pseudo-Mac Pherson axle, coil springs and integrated and pressurised hydraulic shock absorbers	
	Rear suspension	Semi-independent wheels - Multi-arm rear suspension, hydraulic and pressurised shock absorbers	
	Size - 18" tyres	225/55 R18 102 V	
	Size - 19" Tall & Narrow* tyres	205/55 R19 97 V	
INSURANCE CODES	Tyre inflation kit	●	
	Active Premium	-	-
	Allure	29E	37E
	Allure Premium	29E	37E
	GT	30E	38E
	GT Premium	31E	38E

The fuel consumption or electric range achieved, and CO<sub>2</sub> produced (where applicable), in real world conditions will depend upon a number of factors including, but not limited to: the accessories fitted (pre and post registration); the starting charge of the battery; variations in weather; driving styles and vehicle load. The WLTP (Worldwide Harmonised Light Vehicles Test Procedure) is used to measure fuel consumption, electric range and CO<sub>2</sub> figures.

Figures shown are for comparison purposes and should only be compared to the fuel consumption, electric range and CO<sub>2</sub> values of other cars tested to the same technical standard.

- ^ 'LOW': Low speed city driving, representative of city centre driving, maximum 35mph.
- ^^ 'MEDIUM': Medium speed town driving, representative of town or suburban driving, maximum 50mph.
- ^^^ 'HIGH': High speed rural driving, representative of A-road or dual carriageway driving, maximum 60mph.
- ^^^ 'EXTRA HIGH': Extra High speed motorway driving, representative of a typical European motorway, maximum 81mph.
- ^^^ 'COMBINED': A mixed journey average of all elements

Figures quoted reflect a range of configurations (including non-UK market vehicles) and are subject to changes resulting from ongoing product development, range evolutions, testing and evaluations.



All PEUGEOT models equipped with BlueHDi engine technology are fitted with SCR technology (Selective Catalytic Reduction) and particulate filtration to treat exhaust gases.

### How Does the Process Work?

The process specifically targets the pollutants of diesel combustion, removing hydrocarbons and carbon monoxide, reducing nitrogen oxides by up to 90% and eliminating 99.9% of particulates.

This occurs during a three stage process:

- Stage One - the oxidation catalytic converter eliminates the hydrocarbons (HC) and the carbon monoxide (CO), transforming them into water (H<sub>2</sub>O) and carbon dioxide (CO<sub>2</sub>)
- Stage Two - the SCR (Selective Catalytic Reduction) transforms the nitrogen oxides (NO<sub>x</sub>) into water (H<sub>2</sub>O) and nitrogen (N<sub>2</sub>), which is the main constituent of air (78%), due to the addition of AdBlue® (mixture of urea and water)
- Stage Three - the Particulate Emission Filter eliminates 99.9% of the particulates by number, leaving just harmless water (H<sub>2</sub>O) and nitrogen (N<sub>2</sub>) gases to be emitted from the exhaust






To allow treatment of nitrogen oxides (NO<sub>x</sub>) emissions, PEUGEOT passenger cars powered by BlueHDi engine technology are fitted with a separate AdBlue® tank to hold the solution. In most instances this tank is around 17 litres in size. AdBlue® like fuel and screenwash is treated as a consumable and must be kept regularly topped up. Various factors can affect consumption of AdBlue® including but not limited to driving style, weight carried in the vehicle and environmental factors.

PEUGEOT Model	AdBlue® Tank Size	Tank Location	Top Up Required
3008 SUV	17 litres	Drivers side, under fuel filler cap	Around 3,500 miles / after 7 fuel fill-ups

### Topping Up AdBlue®

To prevent your PEUGEOT running out of the AdBlue® additive the car is fitted with a low level detection facility, just as would be the case with fuel. A series of notifications are available but where the AdBlue® range exceeds 1,500 miles (2,400 km), no information range is automatically displayed.

- 
 • Remaining range between 1,500 and 500 miles (2,400 and 800 km): When switching on the ignition, the orange warning lamp (as shown on the left) comes on for about thirty seconds, accompanied by the display of a message ("Top up AdBlue: Starting prevented in x miles/km") indicating the remaining range expressed in miles or kilometres. The reserve level has been reached; it is recommended that you top up as soon as possible
- 
 • Remaining range between 500 and 62 miles (800 and 100 km): When switching on the ignition, this warning lamp comes on, accompanied by an audible signal (1 beep) and the display of a message (e.g. "Top up AdBlue: Starting impossible in x miles") indicating the remaining range expressed in miles or kilometres. When driving, the audible signal and the message display are triggered every 62 miles (100 km) until the level is topped up. It is essential to top up as soon as possible and before the tank is completely empty; otherwise it will not be possible to restart the engine after the next stop
- 
 • Remaining range less than 60 miles (100 km): When driving, the audible signal and the message display are triggered every 6 miles (10 km) until the AdBlue tank is topped up. It is essential to top up as soon as possible and before the tank is completely empty; otherwise it will not be possible to restart the engine after the next stop.

### Important Points

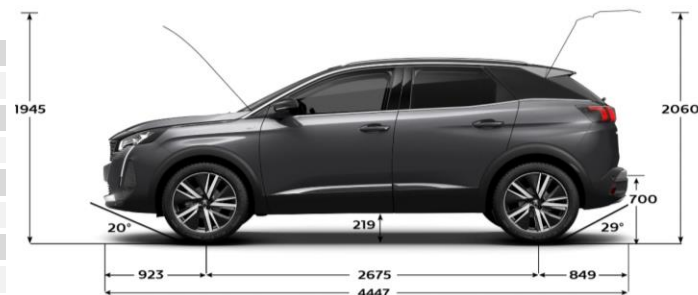
- If your vehicle's AdBlue® tank is completely empty – which is confirmed by the alert messages and the impossibility of starting the engine - you must add at least 5 litres of AdBlue® solution
- Never pour AdBlue® into the Diesel fuel tank
- If any AdBlue® is splashed, or if there are any spillages on the side of the body, rinse immediately with cold water or wipe with a damp cloth
- If the fluid has crystallised, clean it off using a sponge and hot water
- Keep AdBlue® out of the reach of children, in its original container
- Never store AdBlue® containers in your vehicle
- Use only AdBlue® fluid that meets the ISO 22241 standard
- Never transfer AdBlue® to another container: it would lose its purity
- Never dilute AdBlue® with water
- Important: in the event of a top-up after an AdBlue® breakdown, you must wait about five minutes before switching on the ignition, without opening the driver's door, unlocking the vehicle or bringing the electronic key into the passenger compartment.





**EXTERNAL DIMENSIONS**

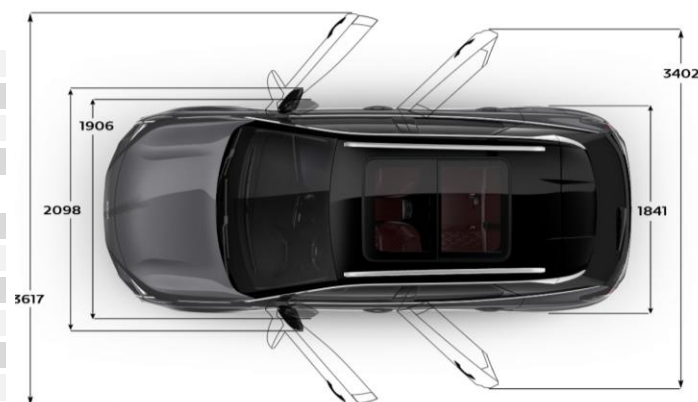
Length (mm)	4,447
Width (mm) excluding mirrors	1,841
Height without / with roof bars (mm)	1,620 / 1,624
Wheelbase (mm)	2,675
Front / rear overhang (mm)	923 / 849
Front / rear track width (mm)	1,579 - 1,601 / 1,587 - 1,610
Approach / departure angles (degree)	20° / 29°
Ground clearance (mm)	219
Turning circle between pavements (m)	10.67



	(mm)
A	746
B	587
C1	816
C2	1706
D	889
E	919
E1	1053
E2	609
E3	821
F	915
G	912
H	612
I	554
J	1451
K	1493
L	1422
M	1484
N	240

**EXTERNAL DIMENSIONS FOR PARKING**

Width with front / rear doors open (mm)	3,617 / 3,402
Width with door mirrors open / folded (mm)	2,098 / 1,906
Height with bonnet open (mm)	1,945
Height with boot open (mm)	2,060

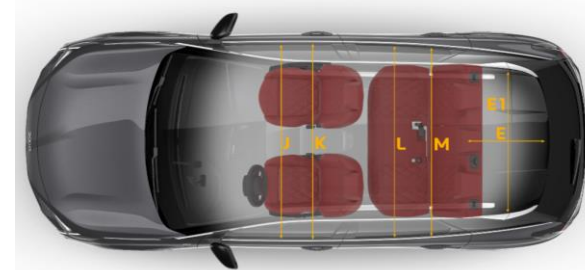
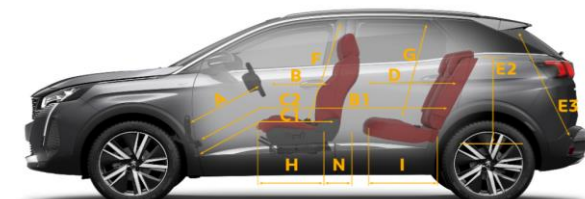


**INTERNAL DIMENSIONS**

Number of seats	5
Front / rear elbow room (mm)	1,493 / 1,484
Front / rear shoulder room (mm)	1,451 / 1,422
Front / rear head room (mm) <sup>(1)</sup>	915 / 912 (847 / 843)
Distance between front seat back and front pedals (mm)	816
Distance between rear seat back and front seat back (mm)	889

**BOOT, STORAGE & FUEL TANK**

Length with rear seat back up (mm)	919
Maximum loading length (mm)	3 005
Width between wheel housings (mm)	1 053
Height under parcel shelf / head room (mm) <sup>(2)(1)</sup>	609 / 974 (871)
Opening of boot, height / width (mm)	821 / 998
Min. boot volume (dm <sup>3</sup> VDA 210) <sup>(3)</sup>	520 / 395 (HYBRID)
Max. boot volume (dm <sup>3</sup> VDA 214) <sup>(5)</sup>	1 482 / 1 357 (HYBRID)
Total volume of storage areas in the passenger compartment (litres)	32
Boot storage box for charging cable (litres)	25
Fuel tank capacity (litres)	53 / 43 (HYBRID)



(1) Value in brackets: with optional panoramic opening glass roof  
 (2) Adjustable boot floor in low position  
 (3) Measured according to VDA method using parallelepipeds of 200x100x50 mm  
 The boot volume is reduced if the spare wheel option is taken

## Manufacturers Recommended Retail Price On The Road

The On the Road MRRP featured includes the following from April 2020:

Tax band	CO <sub>2</sub> (g/km)	First Year VED	First Year VED Diesel cars*	First Year VED Alternative Fuel	Annual Tax Petrol & Diesel	Annual Tax Alternative Fuel	First Reg fee	Delivery Charge	VAT @ 20% on Delivery	Total OTR Costs	Total OTR Costs Diesel cars*	Total OTR Costs Alternative Fuel
<b>A</b>	0	£0.00	£0.00	£0.00	£0.00	£0.00	£55.00	£595.83	£119.17	<b>£770.00</b>	<b>£770.00</b>	<b>£770.00</b>
<b>B</b>	1-50	£10.00	£25.00	£0.00	£150.00	£140.00	£55.00	£595.83	£119.17	<b>£780.00</b>	<b>£795.00</b>	<b>£770.00</b>
<b>C</b>	51-75	£25.00	£110.00	£15.00	£150.00	£140.00	£55.00	£595.83	£119.17	<b>£795.00</b>	<b>£880.00</b>	<b>£785.00</b>
<b>D</b>	76-90	£110.00	£135.00	£100.00	£150.00	£140.00	£55.00	£595.83	£119.17	<b>£880.00</b>	<b>£905.00</b>	<b>£870.00</b>
<b>E</b>	91-100	£135.00	£155.00	£125.00	£150.00	£140.00	£55.00	£595.83	£119.17	<b>£905.00</b>	<b>£925.00</b>	<b>£895.00</b>
<b>F</b>	101-110	£155.00	£175.00	£145.00	£150.00	£140.00	£55.00	£595.83	£119.17	<b>£925.00</b>	<b>£945.00</b>	<b>£915.00</b>
<b>G</b>	111-130	£175.00	£215.00	£165.00	£150.00	£140.00	£55.00	£595.83	£119.17	<b>£945.00</b>	<b>£985.00</b>	<b>£935.00</b>
<b>H</b>	131-150	£215.00	£540.00	£205.00	£150.00	£140.00	£55.00	£595.83	£119.17	<b>£985.00</b>	<b>£1,310.00</b>	<b>£975.00</b>
<b>I</b>	151-170	£540.00	£870.00	£530.00	£150.00	£140.00	£55.00	£595.83	£119.17	<b>£1,310.00</b>	<b>£1,640.00</b>	<b>£1,300.00</b>
<b>J</b>	171-190	£870.00	£1,305.00	£860.00	£150.00	£140.00	£55.00	£595.83	£119.17	<b>£1,640.00</b>	<b>£2,075.00</b>	<b>£1,630.00</b>
<b>K</b>	191-225	£1,305.00	£1,850.00	£1,295.00	£150.00	£140.00	£55.00	£595.83	£119.17	<b>£2,075.00</b>	<b>£2,620.00</b>	<b>£2,065.00</b>
<b>L</b>	226-255	£1,850.00	£2,175.00	£1,840.00	£150.00	£140.00	£55.00	£595.83	£119.17	<b>£2,620.00</b>	<b>£2,945.00</b>	<b>£2,610.00</b>
<b>M</b>	Over 255	£2,175.00	£2,175.00	£2,165.00	£150.00	£140.00	£55.00	£595.83	£119.17	<b>£2,945.00</b>	<b>£2,945.00</b>	<b>£2,935.00</b>

\*Applies to diesel vehicles that do not meet the real driving emissions step 2 (RDE2) standard

VAT is calculated at 20%

VAT is not applicable to cars sold in the Channel Islands

Cars with a list price of over £40,000 when new pay an additional £325 per year on top of the £150 annual tax 'standard rate', for five years after the end of the first licence before returning to the rates listed above. This supplement does not apply to electric vehicles.

## PEUGEOT 3 Years of Warranty

All vehicles first registered in the UK and purchased from a UK PEUGEOT Retailer benefit from a PEUGEOT 2 year unlimited mile age manufacturer's warranty and a free optional additional 1 year of warranty provided by the PEUGEOT Retailer Network in the UK.

## PEUGEOT Assistance

All new PEUGEOTs come with PEUGEOT Assistance, our breakdown assistance service.

PEUGEOT Assistance is available every minute of the day and night; 365 days of the year, for you and anyone else driving your PEUGEOT with your permission.

Full details are available at [www.peugeot.co.uk](http://www.peugeot.co.uk)

## Terms and Conditions

All information and prices correct at time of publication, but are subject to change at any time without prior notice (which may occur as a result of matters including, but not limited to, any changes in legislation and/or any changes by the government).

It is our policy to continually improve our vehicles in every way. To avoid any misunderstandings you are advised to check with your PEUGEOT Retailer the prices, specification (including colour), equipment, accessories and equipment relating to any PEUGEOT vehicle and the exact cost and availability prior to ordering.

Where a feature is described as an option in this publication it should be assumed that it is at extra cost unless specifically stated otherwise.

Issued by Sales and Marketing, PEUGEOT Motor Company PLC, Pinley House, Sunbeam Way, Coventry CV3 1ND.



HYBRID 4

